



COMBINED SINGLE NAME PAVER & HAND DRAWN TEMPLATE

BROKEN HILL PUBLIC SCHOOL

Calling on all past and present scholars, families, teachers and staff to help commemorate the **50th Anniversary of Broken Hill Public School at its current site in 2015**, by purchasing a paver as a lasting memory of your affiliation to our school. All money raised from this fundraiser will be used to support our students.

DON & SHIRLEY
ELLIOTT

OFFER 1: \$30 INDIVIDUAL PAVER

This fundraising amount entitles you to have your name engraved into a paver as a lasting record of your valued support. The paver will be permanently installed outside our administration building proudly showing your support for our school.

Size: 230 x 115 x 40mm

Emily Fielding
2014
I am 6 Years old

OFFER 2: \$45 HAND DRAWN PAVER

This fundraising amount entitles you to have your name engraved into a paver as a lasting record of your valued support. The paver will be permanently installed outside our administration building proudly showing your support for our school.

Size: 230 x 115 x 40mm *See page 2 for hand drawn template.*

Please print clearly in CAPITAL letters. Each box represents a character (letter, number, punctuation mark or space). Max 14 characters per line, three lines per paver. See over the page for Hand Drawn Paver template.

NAME BRICK

LINE 1

--	--	--	--	--	--	--	--	--	--	--	--	--	--	--

LINE 2

--	--	--	--	--	--	--	--	--	--	--	--	--	--	--

LINE 3

--	--	--	--	--	--	--	--	--	--	--	--	--	--	--

Simply fill out this form and return along with full payment by cheque, cash or money order to:
{ Credit card payments and EFTPOS is available at the school office }

Broken Hill Public School
Mica St,
Broken Hill NSW 2880

Contact Name

Phone

()

Street

City

State

Post Code

Our Donation

\$

Offer 1

Offer 2

Offer closes on the 31st October 2014

For engraving details please complete the form on the reverse.

Please copy and pass on to any friends & family.
WE NEED YOUR SUPPORT!

SIGNATURE
— ENGRAVING —

© 2014 Signature Engraving - www.signature-engraving.com.au v1.0



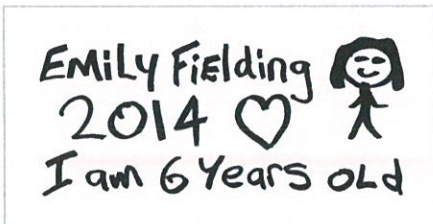
HAND DRAWN TEMPLATE

ENGRAVING DETAILS

PLEASE FOLLOW THESE SIMPLE STEPS WHEN CREATING YOUR IMAGE.

1. ONE NAME PER PAVER.
2. Draw your image using a good quality medium thickness black marker pen (about 2mm thick).
eg Artline 70 'High Performance' marker.
Do not use a ballpoint pen, coloured texta or pencils!
3. Make sure you rub out any pencil lines as these will show up on the finished paver.
4. Do not include computer-generated or pasted pictures.
The hand drawn image engraving process is set up to engrave hand drawn images only.


SAMPLE 1



THIS IS OK ✓

- Good clean writing
- Simple illustrations


SAMPLE 2



THIS IS NOT OK ✗

- Too many names
- Illustrations too detailed
- Information gets lost

SAMPLE 3




THIS IS NOT OK ✗

- Do not include computer-generated or pasted pictures
- The process is set up to engrave hand drawn images only

Administrator note: Please photocopy this page for your records, cut out the drawing below and send the ORIGINAL to Signature Engraving.

PHOTOCOPY THIS PAGE FOR EACH HAND DRAWN PAVER.

✂ PLEASE ENSURE THAT YOUR DRAWING DOES NOT TOUCH OR GO OUTSIDE OF THE BORDER



100mm high x 190mm wide